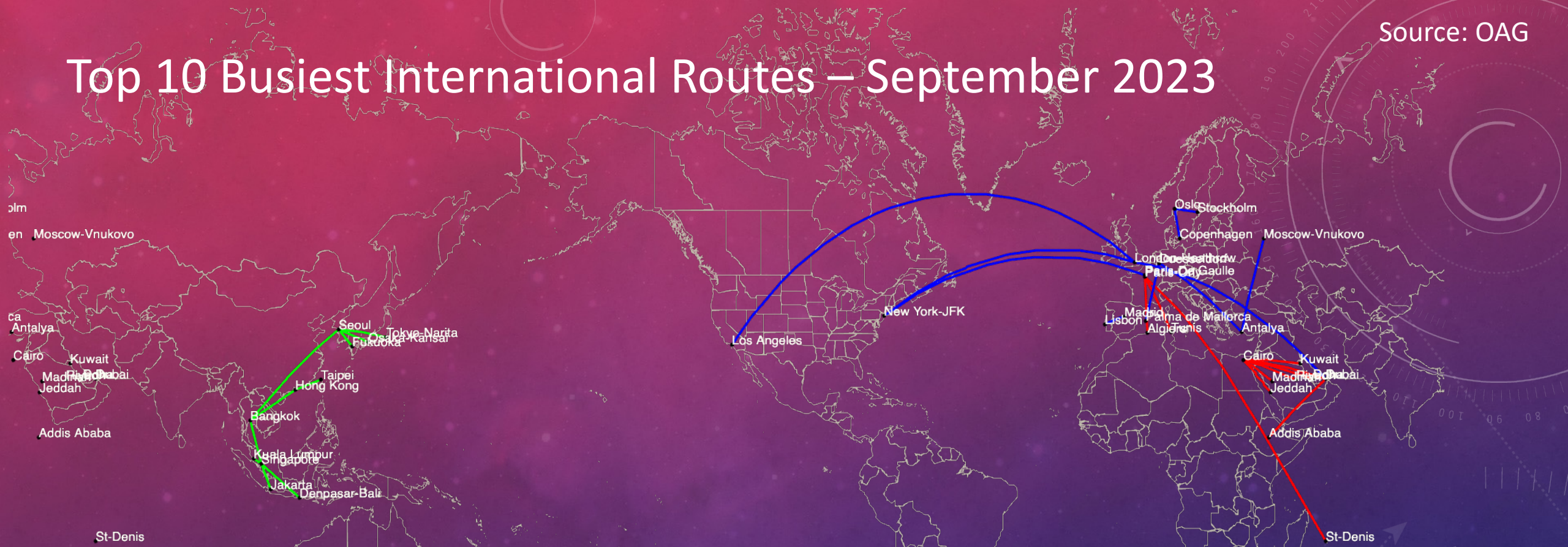


Top 10 Busiest International Routes – September 2023



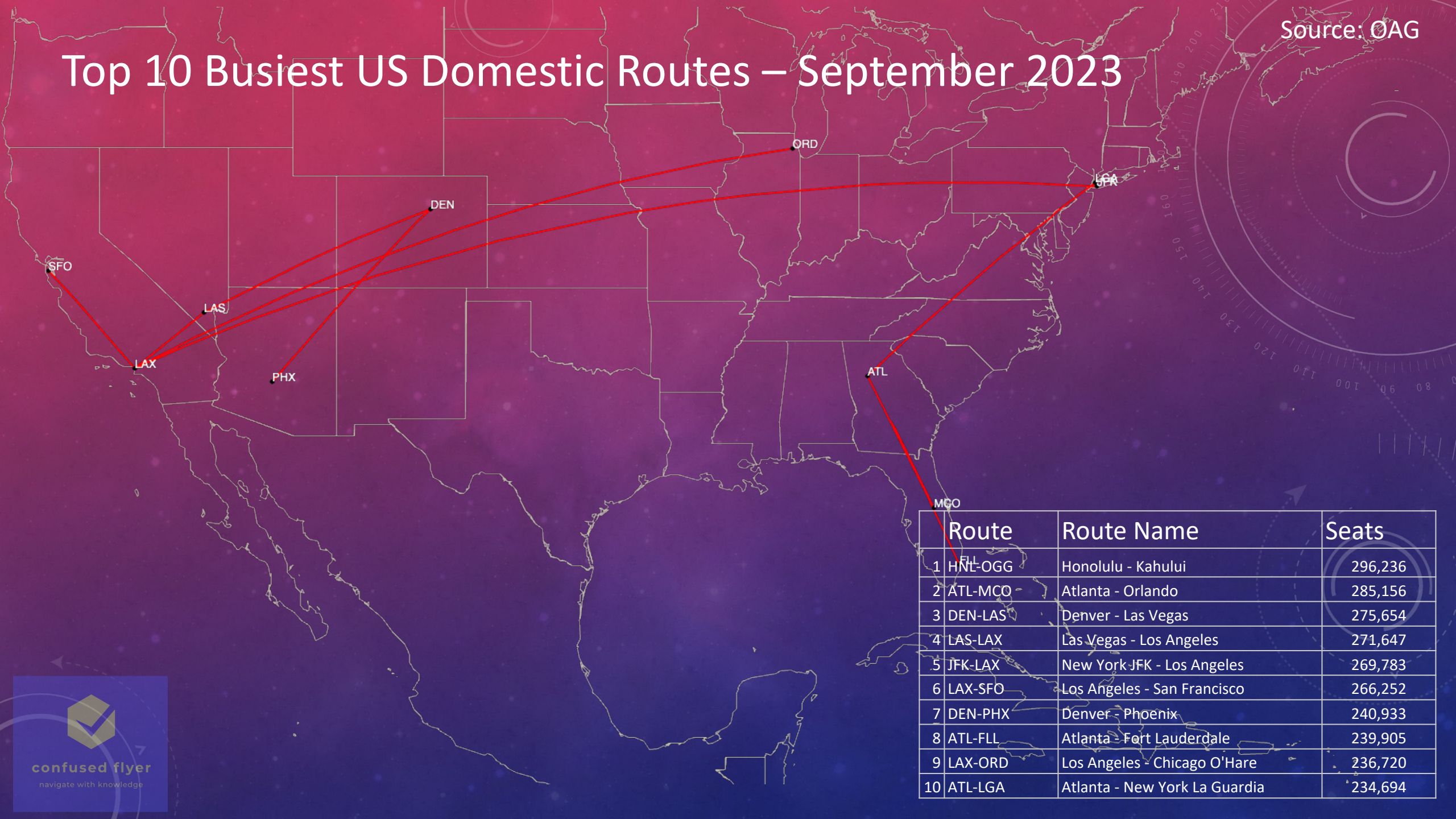
Region	Route	Route Name	Seats
Asia Pacific	KUL-SIN	Kuala Lumpur - Singapore Changi	418,964
Asia Pacific	HKG-TPE	Hong Kong - Taipei	411,083
Asia Pacific	ICN-KIX	Seoul Incheon - Osaka Kansai	365,574
Asia Pacific	ICN-NRT	Seoul Incheon - Tokyo Narita	337,575
Asia Pacific	CGK-SIN	Jakarta - Singapore Changi	327,262
Asia Pacific	BKK-SIN	Bangkok - Singapore Changi	305,352
Asia Pacific	BKK-HKG	Bangkok - Hong Kong	271,918
Asia Pacific	DPS-SIN	Denpasar-Bali - Singapore Changi	264,583
Asia Pacific	FUK-ICN	Fukuoka - Seoul Incheon	264,118
Asia Pacific	BKK-ICN	Bangkok - Seoul Incheon	259,349
Europe	JFK-LHR	New York JFK - London Heathrow	348,184
Europe	DXB-LHR	Dubai - London Heathrow	235,796
Europe	AYT-VKO	Antalya - Moscow Vnukovo	211,798
Europe	LAX-LHR	Los Angeles - London Heathrow	200,868
Europe	CDG-JFK	Paris CDG - New York JFK	200,472
Europe	DUS-PMI	Duesseldorf - Palma	195,696
Europe	LIS-MAD	Lisbon - Madrid	193,994
Europe	CPH-OSL	Copenhagen - Oslo	188,946
Europe	ARN-OSL	Stockholm - Oslo	188,582
Europe	AYT-DUS	Antalya - Duesseldorf	181,635
Africa	CAI-JED	Cairo - Jeddah	394,092
Africa	CAI-RUH	Cairo - Riyadh	263,348
Africa	CAI-KWI	Cairo - Kuwait	139,517
Africa	CAI-DXB	Cairo - Dubai	138,333
Africa	CAI-MED	Cairo - Madinah	111,056
Africa	ALG-CDG	Algiers - Paris CDG	110,334
Africa	CAI-DOH	Cairo - Doha	97,066
Africa	ADD-DXB	Addis Ababa - Dubai	94,128
Africa	ORY-TUN	Paris Orly - Tunis	94,121
Africa	ORY-RUN	Paris Orly - St Denis	90,080

Top 10 Busiest International Routes 2 – September 2023



Latin America	MCO-SJU	Orlando - San Juan	171,833	Middle East	CAI-JED	Cairo - Jeddah	394,092	N America	JFK-LHR	New York JFK - London Heathrow	348,184
Latin America	LIM-SCL	Lima - Santiago	139,865	Middle East	DXB-RUH	Dubai - Riyadh	352,926	N America	LAX-LHR	Los Angeles - London Heathrow	200,868
Latin America	BOG-MAD	Bogota - Madrid	124,919	Middle East	DXB-JED	Dubai - Jeddah	291,363	N America	CDG-JFK	Paris CDG - New York JFK	200,472
Latin America	GRU-SCL	Sao Paulo Guarulhos - Santiago	120,070	Middle East	CAI-RUH	Cairo - Riyadh	263,348	N America	MCO-SJU	Orlando - San Juan	171,833
Latin America	GDL-LAX	Guadalajara - Los Angeles	103,420	Middle East	DXB-LHR	Dubai - London Heathrow	235,796	N America	CDG-YUL	Paris CDG - Montreal	150,215
Latin America	HAV-MIA	Havana - Miami	97,048	Middle East	BOM-DXB	Mumbai - Dubai	230,940	N America	LHR-ORD	London Heathrow - Chicago O'Hare	141,589
Latin America	CUN-DFW	Cancun - Dallas/Fort Worth	96,314	Middle East	DEL-DXB	Delhi - Dubai	201,118	N America	LGA-YYZ	New York La Guardia - Toronto	134,266
Latin America	MAD-MEX	Madrid - Mexico City	94,824	Middle East	DXB-KWI	Dubai - Kuwait	200,738	N America	FCO-JFK	Rome Fiumicino - New York JFK	130,441
Latin America	BOG-MEX	Bogota - Mexico City	94,574	Middle East	BAH-DXB	Bahrain - Dubai	180,976	N America	LHR-SFO	London Heathrow - San Francisco	128,238
Latin America	JFK-STI	New York JFK - Santiago (DO)	92,120	Middle East	DXB-IST	Dubai - Istanbul	167,837	N America	BOS-LHR	Boston - London Heathrow	123,324

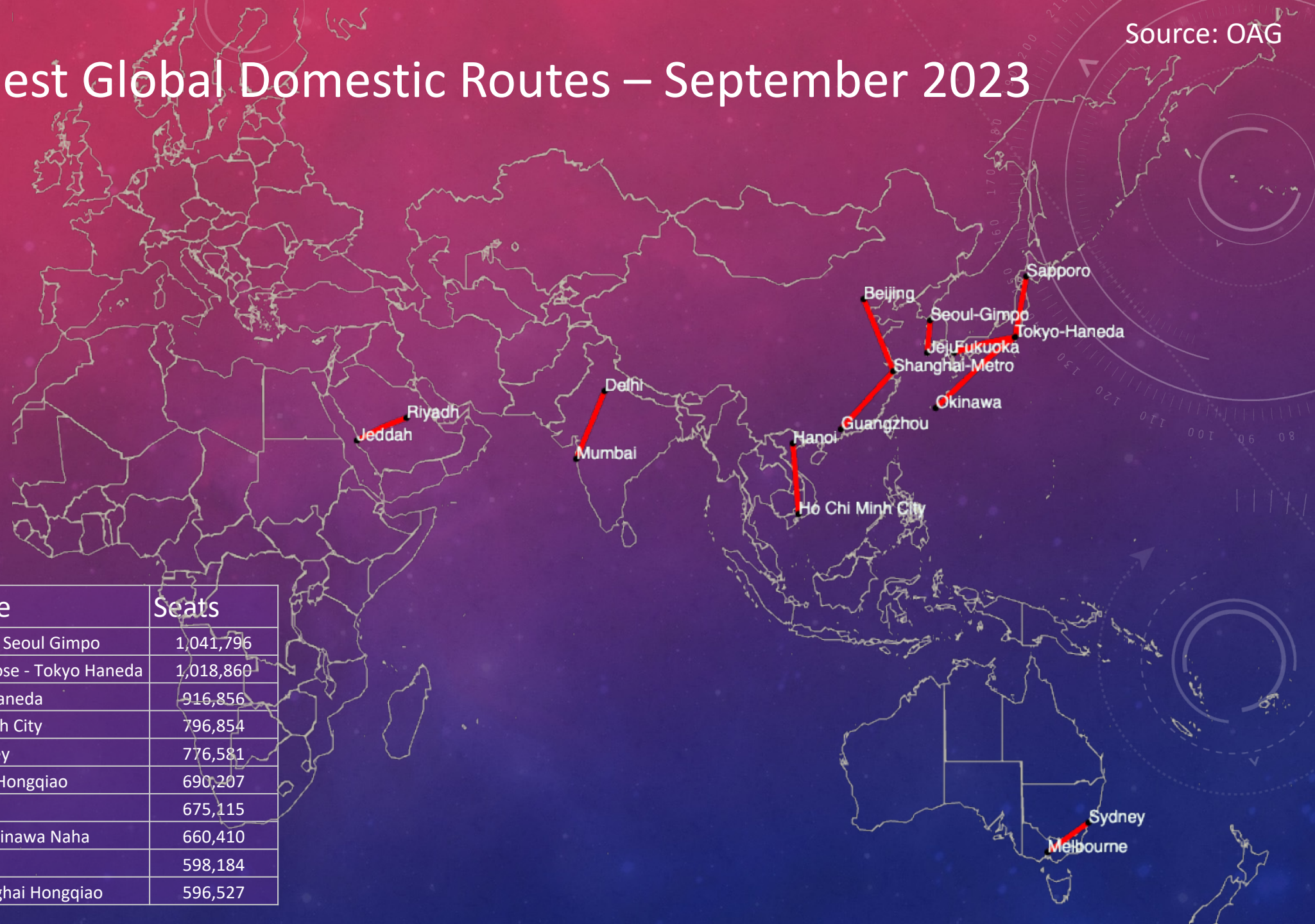
Top 10 Busiest US Domestic Routes – September 2023



	Route	Route Name	Seats
1	HNL-OGG	Honolulu - Kahului	296,236
2	ATL-MCO	Atlanta - Orlando	285,156
3	DEN-LAS	Denver - Las Vegas	275,654
4	LAS-LAX	Las Vegas - Los Angeles	271,647
5	JFK-LAX	New York JFK - Los Angeles	269,783
6	LAX-SFO	Los Angeles - San Francisco	266,252
7	DEN-PHX	Denver - Phoenix	240,933
8	ATL-FLL	Atlanta - Fort Lauderdale	239,905
9	LAX-ORD	Los Angeles - Chicago O'Hare	236,720
10	ATL-LGA	Atlanta - New York La Guardia	234,694



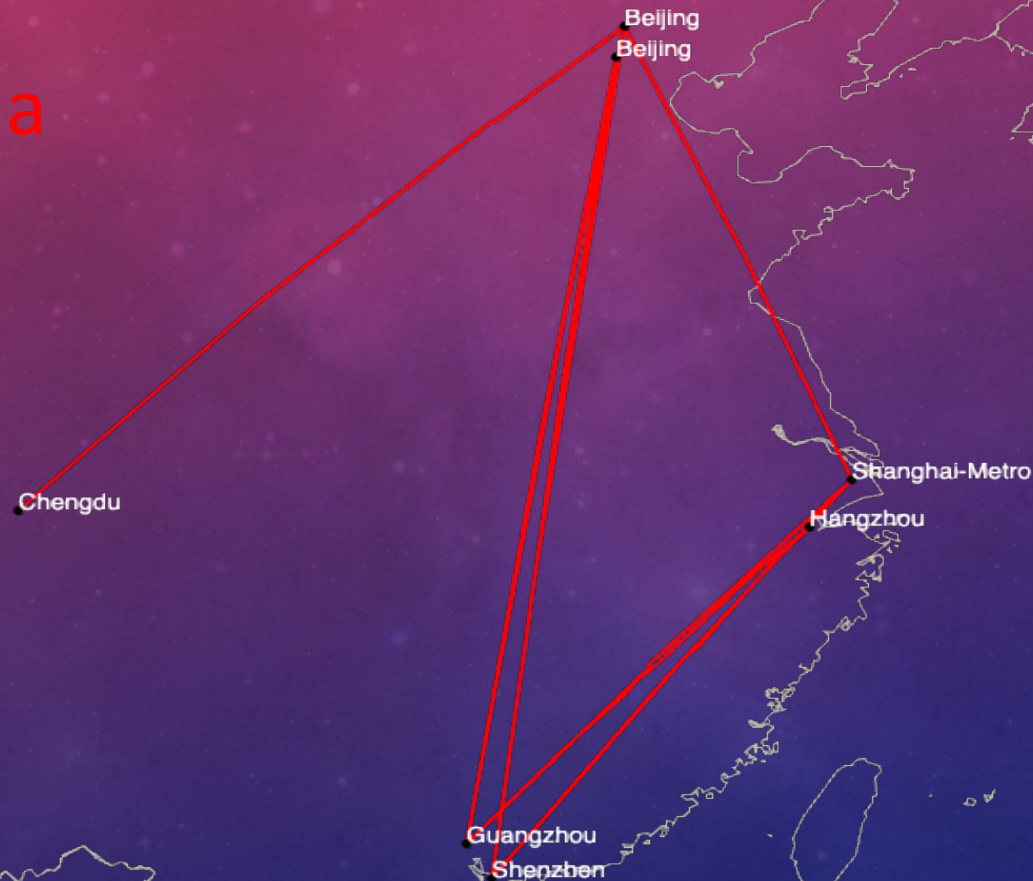
Top 10 Busiest Global Domestic Routes – September 2023



	Route	Route Name	Seats
1	CJU-GMP	Jeju International - Seoul Gimpo	1,041,796
2	CTS-HND	Sapporo New Chitose - Tokyo Haneda	1,018,860
3	FUK-HND	Fukuoka - Tokyo Haneda	916,856
4	HAN-SGN	Hanoi - Ho Chi Minh City	796,854
5	MEL-SYD	Melbourne - Sydney	776,581
6	PEK-SHA	Beijing - Shanghai Hongqiao	690,207
7	JED-RUH	Jeddah - Riyadh	675,115
8	HND-OKA	Tokyo Haneda - Okinawa Naha	660,410
9	BOM-DEL	Mumbai - Delhi	598,184
10	CAN-SHA	Guangzhou - Shanghai Hongqiao	596,527

Top 10 Busiest China Domestic Routes – September 2023

China



	Route	Route Name	Seats
1	PEK-SHA	Beijing - Shanghai Hongqiao	690,207
2	CAN-SHA	Guangzhou - Shanghai Hongqiao	596,527
3	SHA-SZX	Shanghai Hongqiao - Shenzhen	571,784
4	PEK-SZX	Beijing - Shenzhen	453,281
5	CAN-PKX	Guangzhou - Beijing Daxing	382,752
6	CAN-HGH	Guangzhou - Hangzhou	380,223
7	HGH-SZX	Hangzhou - Shenzhen	368,196
8	CTU-PEK	Chengdu - Beijing	358,911
9	CAN-PEK	Guangzhou - Beijing	346,902
10	PKX-SZX	Beijing Daxing - Shenzhen	298,730



Top 10 Busiest International Routes – September 2023



	Route	Route Name	Seats
1	KUL-SIN	Kuala Lumpur - Singapore Changi	418,964
2	HKG-TPE	Hong Kong - Taipei	411,083
3	CAI-JED	Cairo - Jeddah	394,092
4	ICN-KIX	Seoul Incheon - Osaka Kansai	365,574
5	DXB-RUH	Dubai - Riyadh	352,926
6	JFK-LHR	New York JFK - London Heathrow	348,184
7	ICN-NRT	Seoul Incheon - Tokyo Narita	337,575
8	CGK-SIN	Jakarta - Singapore Changi	327,262
9	BKK-SIN	Bangkok - Singapore Changi	305,352
10	DXB-JED	Dubai - Jeddah	291,363

